

### FINANCE:

#### **Financials:**

RCSC ended the month of January with a Net Operating Excess of \$696,487 which was \$535,045 favorable to budget.

- The Facilities division Net Operating Deficit was (\$156,236) and \$17,780 favorable to budget.
- The Finance division Net Operating Deficit was (\$275,052) and \$91,065 favorable to budget.
- Legal Fees (\$11,878) and Safety Supplies (\$10,081).
- The Operations Net Operating Excess was \$754,571 and \$103,132 favorable due to Assessment Income \$37,887 higher than budget, and Wages & Benefits \$29,397 under budget.
- Golf generated a Net Operating Excess of \$373,204 which was favorable to Budget by \$323,068.
- Golf Income was \$298,541 higher than budget due to Cardholder and Guest Daily Green Fees being higher than budget by \$130,339 and \$77,152 respectively.

In January 2026, PIF collections were \$531,065 and higher than budget by \$31,065. CIF collections were \$253,737 and higher than budget by \$66,237.

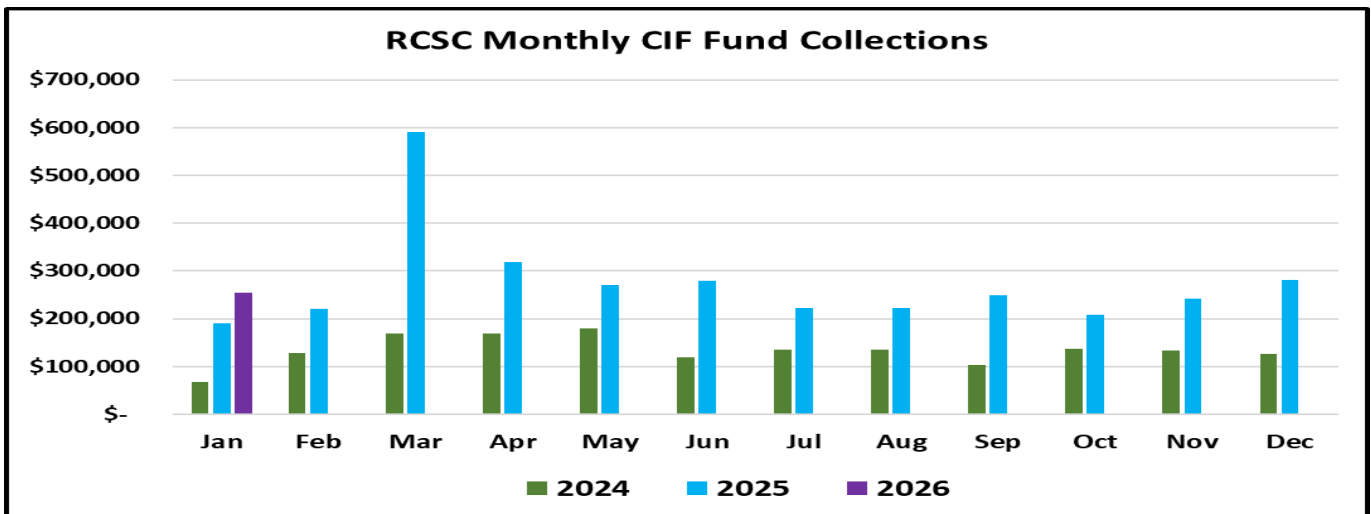
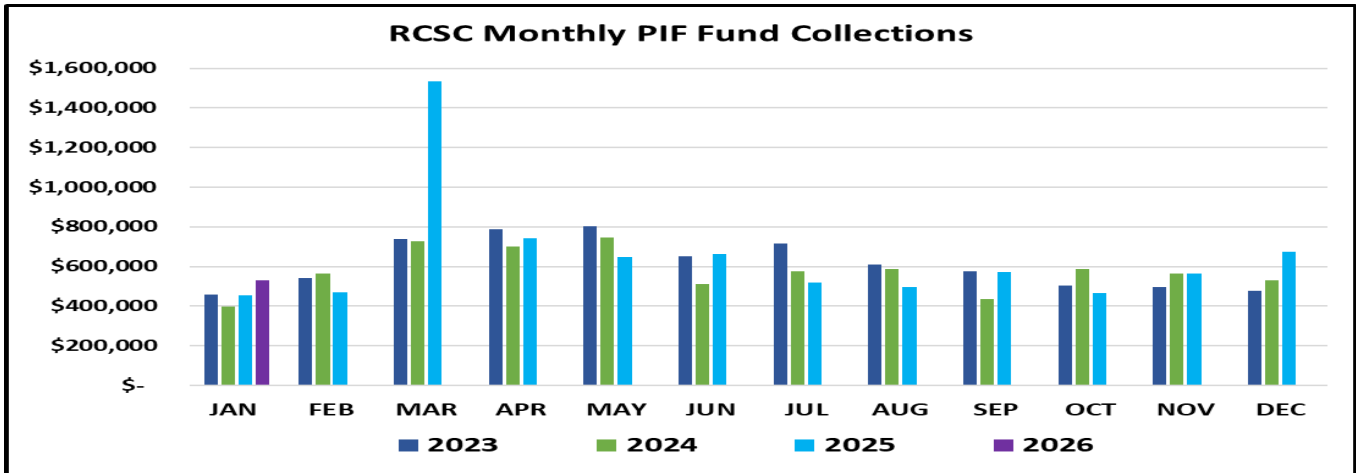
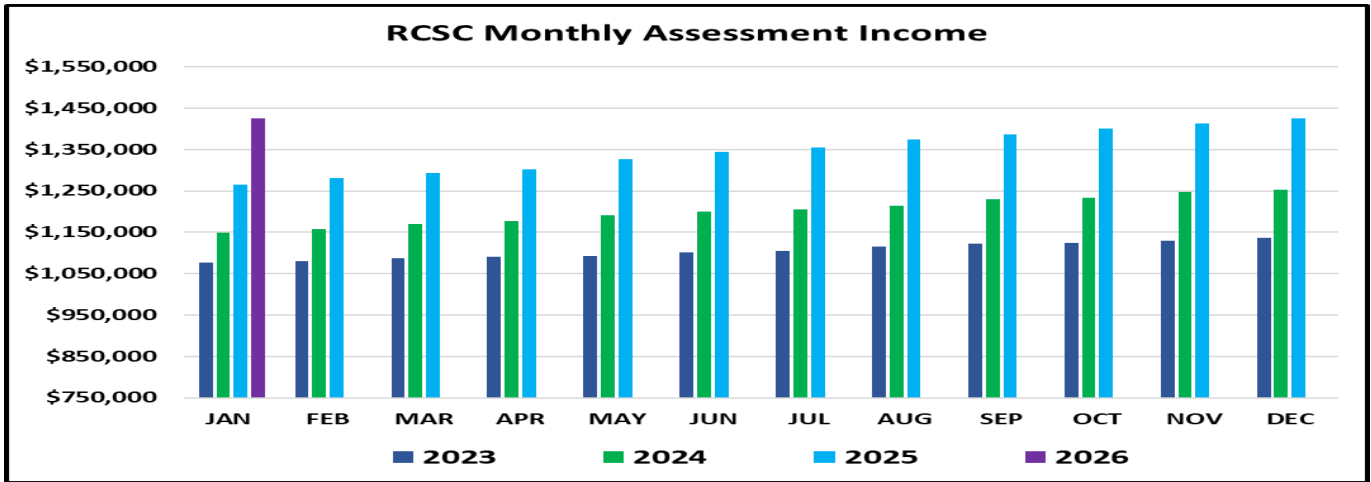
#### **Cardholder Services:**

Payments on past due assessments in January were 15.4% of past due balances. Overall accounts receivable decreased in the month by (0.4%) and are down (0.4%) from the end of 2025. Overall receivables for past due balances increased in January by 0.1%. December assessments went 30 days past due at a rate of 7.0%, and November assessments went 60 days past due at a rate of 3.4%.

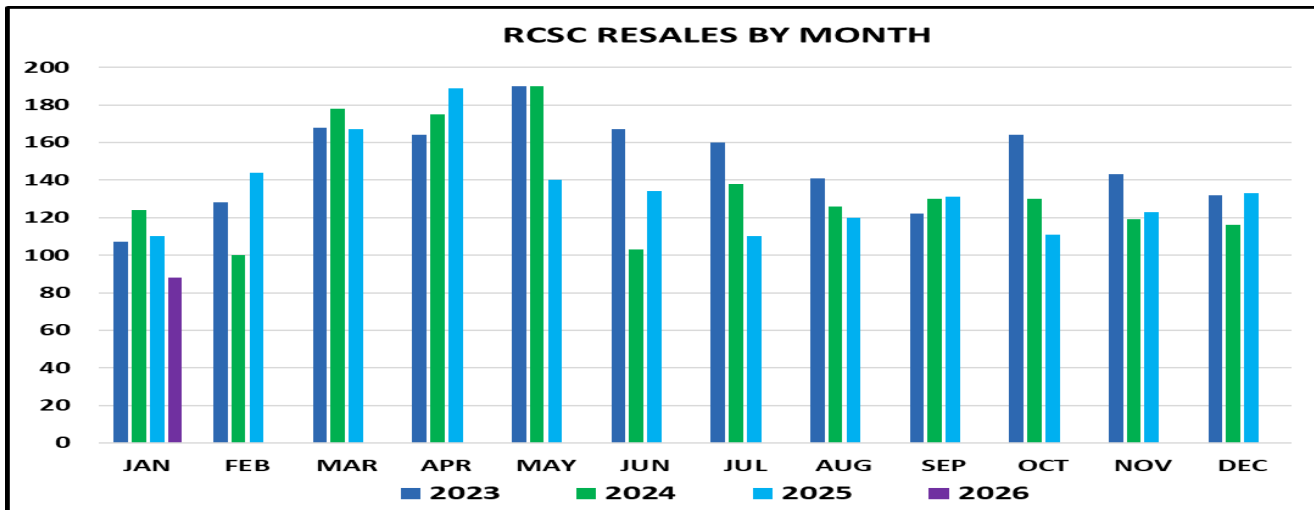
Payments from third-party collection firms totaled \$31,155 in January. Payments made through the online Web Portal totaled \$235,705 from 380 property owners in January.

In January, property transfer balances increased by 3.9%. Outstanding balances related to property transfers represent 60% of all receivables and 61% of past due balances. January trustee sale notices on Sun City AZ properties decreased by one to 30, and properties owned by lending institutions increased to 10 properties.

# RCSC Management Report: February 19, 2026



# RCSC Management Report: February 19, 2026



## Safety & Compliance:

In January, Safety & Compliance focused on reinforcing reporting consistency across departments and advancing core safety priorities for 2026. Program development efforts continued in Hazard Communication, Safety Data Sheet oversight, and preparation for expanded Job Hazard Analysis implementation. These initiatives support risk reduction, regulatory compliance, and operational stability across RCSC facilities. At the end of January, project management for access control and security camera projects were transitioned to IT in alignment with current industry best practices. Safety & Compliance maintains investigative access to support incident review and operational coordination as needed.

A total of 48 incidents were reported in January, with Slips / Falls being the highest Category in January. Incident Reports were reviewed and processed in accordance with established procedures:

## January 2026 Incident Reports by Category / Location:

RCSC PROPERTY INVOLVED	RCSC Property Damage	Medical/Injury/Slip/ Trip/Fall Refused Medical	911 - Medical - Refused Transport or Not Required	911 W/TRANSPORT MEDICAL	911 FOR INJURY/SLIP/ TRIP/FALL - Refused Transport or Not Required	RCSC BP10 Violations	Other Conduct Policy Violations	*MCSO - Trespass *includes reports of trespassers w/out MCSO reports	MCSO Reports/Calls for Service Non-Trespass	TOTAL INCIDENTS BY LOCATION
Bell Recreation Center		3		2		1				6
Bell Lanes						1				1
Duffield Dog Park										
Fairway Recreation Center		2				1			2	5
Grand Center							1			1
Lakes East Golf Course						1	3			4
Lakes Golf Maintenance										
Lakes West Golf Course		1								1
Lakeview Lanes		1						1		2
Lakeview Recreation Center		1				1				2
Marinette Recreation Center		3		1						4
Mountain View Rec Center		1								1
North Golf Course						1				1
North Golf Maintenance										
Oakmont Recreation Center							1	1	1	3
Quail Golf Maintenance										
Quail Run Golf Course	3									3
Riverview Golf Course										
Riverview Golf Maintenance										
South Golf Course			1			1				2
South Golf Maintenance										
Sunbowl Property Incl Softball		1								1
Sundial Recreation Center		2		1	2	3			1	9
Willow Golf Maintenance										
Willowbrook Golf Course										
Willowcreek Golf Course	2									2
<b>TOTALS</b>	<b>5</b>	<b>15</b>	<b>1</b>	<b>4</b>	<b>2</b>	<b>10</b>	<b>5</b>	<b>2</b>	<b>4</b>	<b>48</b>

**FACILITIES PROJECTS RECENTLY COMPLETED**

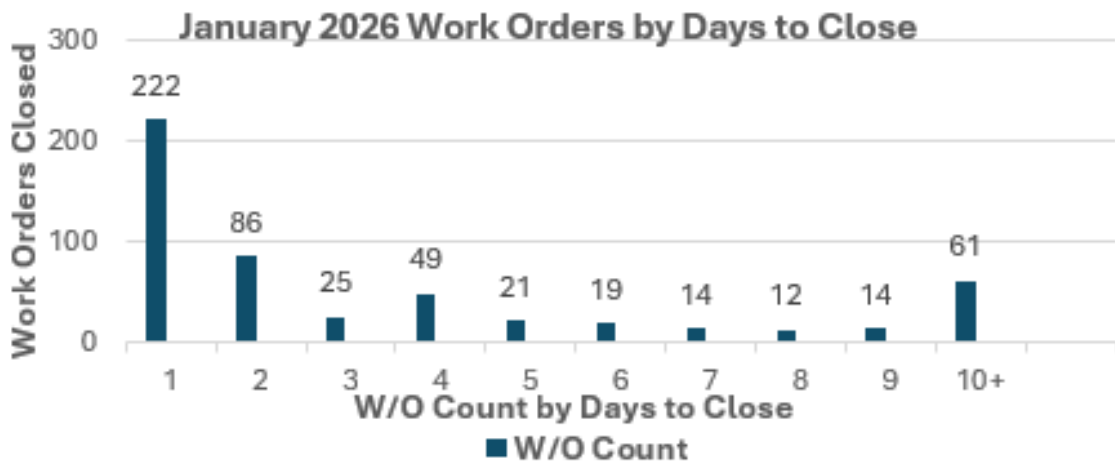
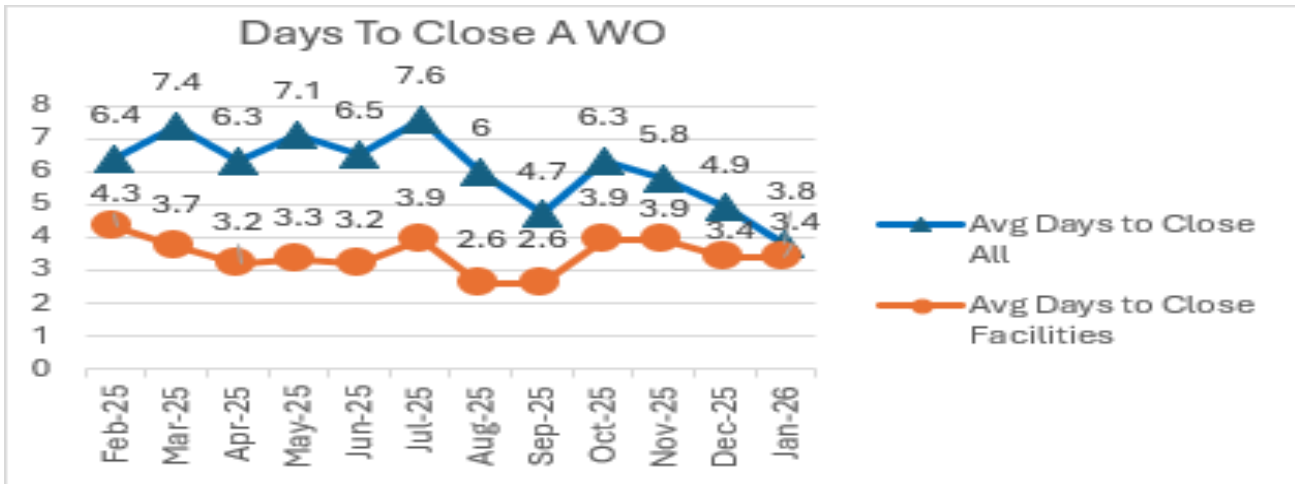
**Bell Recreation Center**

- Completely remodeled the outdoor Bell Pool Deck showers. Completed 1/30/26, Cost \$39,543.27 Contractor: Plunge Plumbing

**Lakeview Center**

- Installed ADA Buttons to the Upper-Level Men’s & Women’s restrooms. Completed 1/29/26, Cost \$9,353.54 Contractor: Quality Lock & Key

The Facilities Department opened 597 new work orders in January and completed a total of 523. The average time to complete a work order was 3.8 days. Year to Date 523 completed, February started with 81 open.



JANUARY GROUNDS

Grounds

- Mowing and trimming Sun Bowl weekly in preparation for concerts
- Mowing the ball field three times a week and grading the infield four times a week
- Spraying for weeds, cleaning up leaves, tree and brush trimming around rec centers

Lawn Bowls

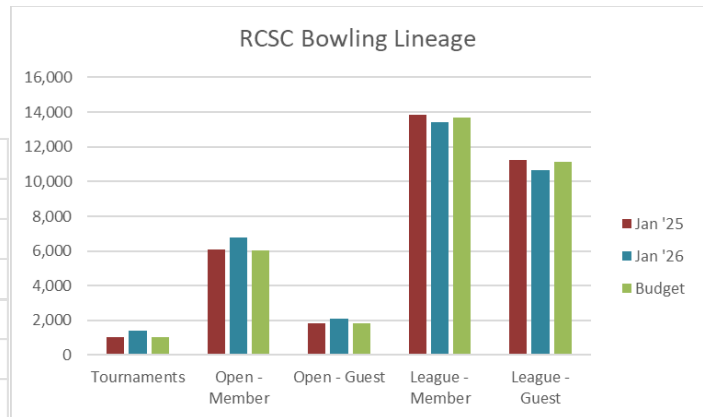
- Mowing once a week, rolling and cleaning ditches three times a week

OPERATIONS:

Bowling

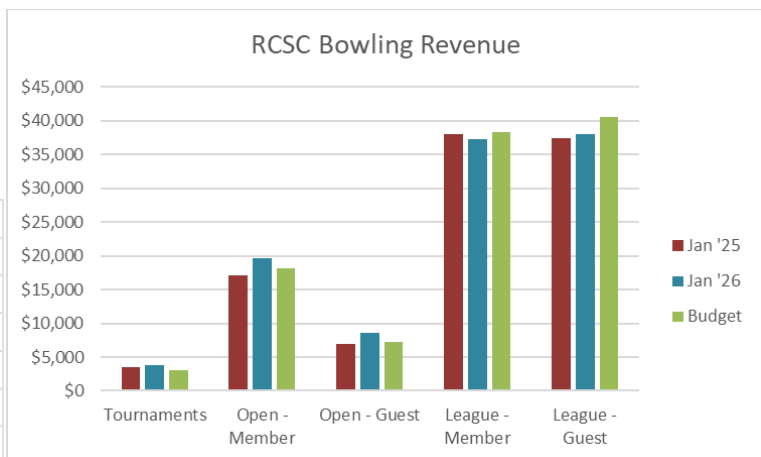
In January of 2026, Bowling lineage totaled 34,331, compared to 34,080 in January of 2025, an increase of 1%.

	Jan '25	Jan '26	Budget
<b>Tournaments</b>	1,041	1,392	1,041
<b>Open - Member</b>	6,100	6,768	6,039
<b>Open - Guest</b>	1,847	2,099	1,829
<b>League - Member</b>	13,848	13,401	13,710
<b>League - Guest</b>	11,244	10,671	11,132
<b>Total</b>	34,080	34,331	33,751



Bowling Revenue in January 2026 totaled \$107,282 which was a 4% increase over the January 2025 revenue of \$102,923.

	Jan '25	Jan '26	Budget
<b>Tournaments</b>	\$3,453	\$3,824	\$3,123
<b>Open - Member</b>	\$17,071	\$19,584	\$18,117
<b>Open - Guest</b>	\$6,993	\$8,521	\$7,314
<b>League - Member</b>	\$38,022	\$37,315	\$38,387
<b>League - Guest</b>	\$37,384	\$38,038	\$40,630
<b>Total</b>	\$102,923	\$107,282	\$107,571



## RCSC Management Report: February 19, 2026

Total Bowling Revenue and Expenses	Jan-26	Jan Budget	Monthly Variance to Budget	YTD Actual	YTD Budget	Yearly Variance to Budget	Prior YTD Actual	Prior YTD Variance
Total Revenue	\$123,697	\$121,590	\$2,107	\$123,697	\$121,590	\$2,107	\$118,843	\$4,854
Total Cost of Sales	\$6,483	\$6,338	(\$145)	\$6,483	\$6,338	(\$145)	\$8,003	\$1,521
Total Operating Expenses	\$25,969	\$24,233	(\$1,736)	\$25,969	\$24,233	(\$1,736)	\$6,891	(\$19,078)
Net Operating Excess/(Deficit)	\$22,349	\$18,603	\$3,746	\$22,349	\$18,603	\$3,746	\$37,023	(\$14,674)

### Centers

<b>CHECK IN REPORT BY CENTER</b>	<b>JAN</b>
BELL	21,362
FAIRWAY	21,033
LAKEVIEW	12,065
MOUNTAIN VIEW	6,209
MARINETTE	18,917
OAKMONT	4,867
SUNDIAL	18,484
<b>TOTAL CENTER USAGE</b>	<b>102,937</b>
<b>USAGE REPORT BY ACTIVITY</b>	<b>JAN</b>
BASKETBALL	80
BILLIARDS	2,742
BOATS, PEDAL & ROW	501
BOCCE (open)	141
DARTS	881
FISHING	481
FITNESS	37,684
WHISPERBALL/RACQUETBALL	353
HORSESHOES	74
MINI GOLF	5,356
PICKLEBALL	10,938
POOLS, SWIMMING	15,512
POOLS, WALKING	2,468
POOLS, WARM WATER	2,831
SHUFFLEBOARD (open)	836
SPA, INDOOR	4,310
SPA, OUTDOOR	4,887
TABLE TENNIS	993
TENNIS COURTS	1,272
WALKING, INDOOR	4,924
WALKING, OUTDOOR	5,630
<b>TOTAL CENTER USAGE</b>	<b>102,894</b>

# RCSC Management Report: February 19, 2026

## Welcome Center

MONTHLY STATS - WELCOME CENTER	
Month	January 2026
# Visitors	507
New Members	16
Top reasons for visit	Pick up brochures and get directions

## Activities

### Upcoming Events

#### Paid Ticketed Shows at Sundial

The Classics Rock - March 4, 2026

Bourbon Street Bash - March 11, 2026

Still Crazy After All These Years - March 18, 2026

80's Ladies - March 25, 2026

#### Free Shows at Sun Bowl

The Fred Cap Band - March 8, 2026

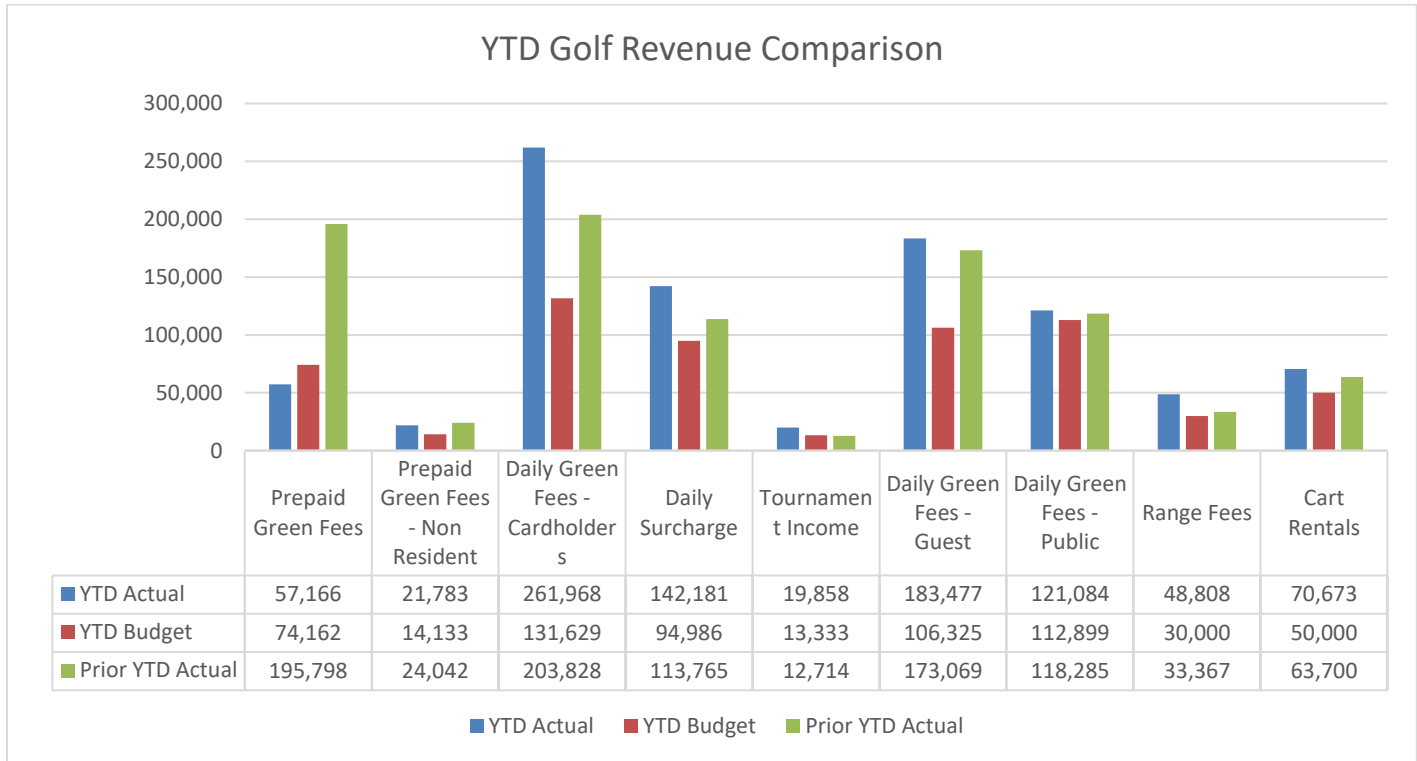
Raised From The Ashes - March 15, 2026

Danger Hill - March 22, 2026

Hillbilly Deluxe - March 29, 2026

Monthly Club Reported Attendance	January		Monthly Club Reported Attendance	January		Monthly Club Reported Attendance	January	
	Members	Guests		Members	Guests		Members	Guests
500	77	0	FRIDAY NIGHT BALLROOM	0	0	PINOCHLE OM	334	0
ABC	568	0	FRIDAY PM BRIDGE	0	0	PLAYERS	566	3
ARTISTIC STAINED GLASS	910	0	FUNTASTIC FITNESS	252	0	POMS	272	0
ARTISTIC WEAVERS	319	2	GARDEN	0	0	REPUBLICANS	54	1
ARTISTS BY THE LAKE	277	0	HAND & FOOT	468	2	RHYTHM RAMBLERS	0	0
BELL STITCHERS	361	0	HANDBELL RINGERS	71	30	ROCKHOUNDS	284	223
BELL AFTERNOON DANCE	130	96	HANDWEAVERS/SPINNERS	514	0	ROCKIN' THRU THE YEARS	524	123
BEST FRIENDS DOG CLUB	552	15	HATHA YOGA	1362	0	RV	0	0
BIRDING	114	1	ILLINOIS	53	0	SEW N SEW	409	0
BOCCE	766	14	JEWELRY, STAINED GLASS	318	0	TABLE GAMES	126	7
BUNCO BRONCOS	0	0	KACHINA BRIDGE	119	17	SHUFFLEBOARD OUTDOOR	0	0
CALLIGRAPHY	282	0	KNITT AND CROCHET	171	6	SILVERCRAFT BC	599	0
CAMERA GUILD	311	23	LADIES EXERCISE	301	0	SILVERSTONES	0	0
CANASTA	128	4	LAPIDARY BC	339	0	SINGLES SOCIAL	0	0
CERAMICS BC	605	0	LAWN BOWL SC	0	0	SO GRAND EXERCISE	411	0
CERAMICS FW	527	4	LAWN BOWLING BC	2259	5	SOFTBALL	1842	660
CHINA PAINTING	196	0	LAWN BOWLING FW/MV	0	0	SPANISH	271	0
CHORUS (WOMEN'S)	90	19	LAWN BOWLING MV/MV	0	0	SPORTSMEN	207	0
CLASSIC ROCK N ROLL	0	0	LAWN BOWLING LV	0	0	SQUARES	147	22
CLAY CLUB	756	0	LAWN BOWLING OM	660	2	FUN CITY CARD CLUB	0	0
CLAY CORNER	2015	8	LEATHERCRAFT	318	0	STERLING & STONES	515	1
COMMUNITY ORCHESTRA	20	77	LGBT	501	6	SUN CITY CARVERS	328	0
COMPUTER	593	0	LIFE LONG LEARNING	577	1	TAI CHI	428	9
CONCERT BAND	122	127	LINE DANCE	1518	289	THURSDAY PM BRIDGE	54	3
COUNTRY DANCE	201	187	MAH JONGG	282	26	TIP TOP	371	94
CRAFTS BC	695	0	MENS CLUB	1015	13	UKULELE	0	0
CRAFTS SD	379	0	METAL	1154	0	VINTAGE VEHICLES	0	0
QUILTERS ON GRAND	589	0	MICHIGAN	58	0	WEDNESDAY PM BRIDGE	107	1
CRIBBAGE	0	0	MODEL RR	218	0	WOMENS CLUB	626	9
DANCE FOR FITNESS	376	8	MONDAY PM PINOCHLE	0	0	WOODWORKING BC	1243	0
DEMOCRATS	99	14	NEW ENGLAND	26	0	WOODWORKING FW	1069	0
DUPLICATE BRIDGE	168	80	NEXTGEN	533	21	WOODWORKING LV	0	0
EUCHRE	442	17	PALO VERDE ARTISTS	192	0	YACHT	0	0
FAIRWAY READERS	0	0	PIANO	191	0	STEP TO THE MUSIC	1539	2

January Golf Financial Report



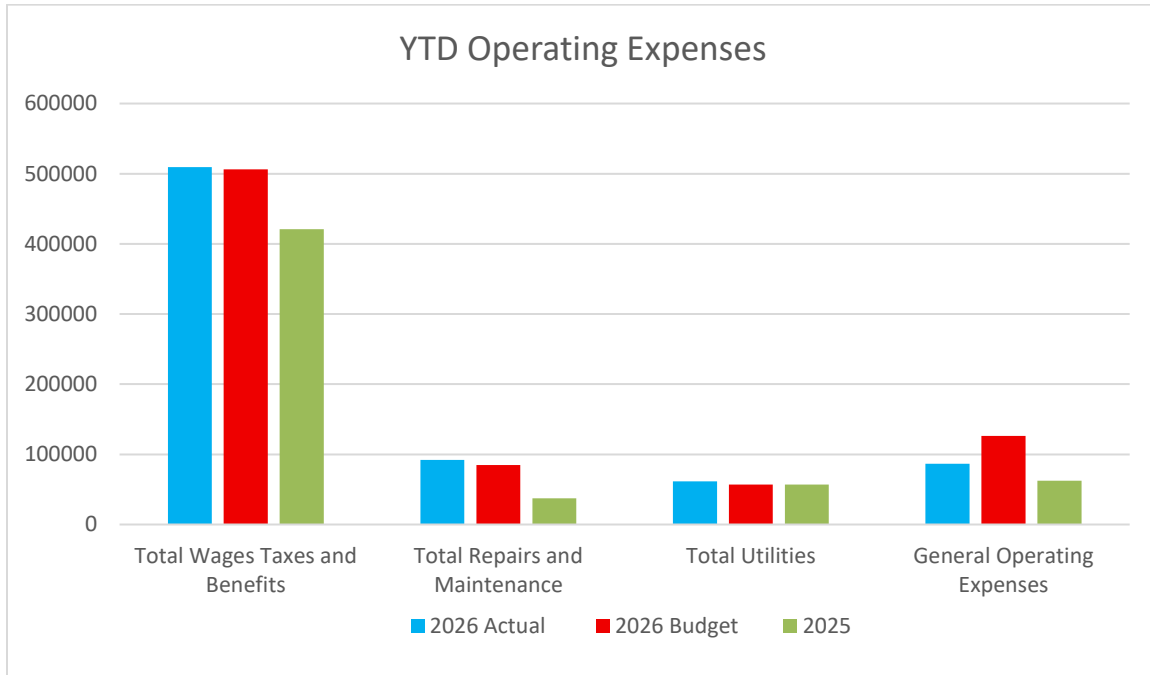
Through January (YTD), total income stands at **\$1,183,269** ahead of the budgeted **\$886,469** showing an increase from the prior year's **\$1,043,620** with an increase of **\$139,649**. As we move into Spring, we will expect our Rounds and Revenue to increase with more visitor making their way to the Valley. Although we are seeing a small decrease in rounds, our revenue is up, which is a good sign. The past two years of price increases to the Annual Memberships have decreased our revenue in that area but the daily green fees are holding steady and there has been an increase in revenue as people shift from Annual memberships to daily play.

Revenue Categories with the largest variance:

Item	2026	2025	Variance
Prepaid Green Fees	\$57,166	\$195,632	(\$138,632)
Daily Green Fees Card Holders	\$261,968	\$203,828	\$58,140
Daily Surcharge	\$142,181	\$113,765	\$28,417
Range Fees	\$48,808	\$33,637	\$15,172
Daily Green Fees-Guest	\$183,477	\$173,069	\$10,407
Cart Rentals	\$70,673	\$63,700	\$6,973

# RCSC Management Report: February 19, 2026

## Operating Expenses



Operating Expenses	Actual	Budget	2025
Total Wages, Taxes and Benefits	\$509,395	\$506,160	\$421,034
Total Repairs and Maintenance	\$92,249	\$84,765	\$37,187
Total Utilities	\$61,628	\$56,794	\$56,981
General Operating Expenses	\$86,469	\$126,042	\$62,372
Total Operating Expenses	\$761,201	\$787,261	\$577,574

Through January Total Operating Expenses \$761,201 versus budget \$787,261

### Expense Categories with largest variances to budget:

Item	2026 Actual	2026 Budget	Variance
Rolling Stock & Repair Service	\$17,846	\$23,575	\$5,730
Sprinkler & Irrigation Parts	\$23,453	\$11,250	(\$12,203)
Equipment Repair Parts & Service	\$10,950	\$7,123	(\$3,827)
Employer Paid Medical Expense	\$51,982	\$44,359	(\$7,623)
401k Expense	\$7,998	\$2,333	(\$5,665)
Pump & Wells Expense	\$10,314	\$5,300	(\$5,014)

## RCSC Management Report: February 19, 2026

Rolling Stock and Repair were down in January. Hopefully this will be the trend for 2026, but we still have machinery that is 15+ years old that is being used by our maintenance team. Those items are in jeopardy of not being able to find parts to repair them if they break down. During the month of February, we will begin using pre-emergent on the fairways and surrounds and applying other chemicals to promote the growth of the Rye and the mitigation of weeds.

### Golf Rounds

	YTD Thru January 2026		Incr/(Decr):	% change
	2026	2025		
Annual no fee	4,210	5,791	(1,581)	-27.3%
Annual fee	13,341	13,040	301	2.3%
Cardholder Daily	8,920	7,872	1,048	13.3%
Guest	4,146	4,270	(124)	-2.9%
Staff	1,124	1,022	102	10.0%
Non Resident no fee	848	952	(104)	-10.9%
Public Play	4,048	4,506	(458)	-10.2%
<b>TOTAL</b>	<b>36,637</b>	<b>37,453</b>	<b>(816)</b>	<b>-2.2%</b>
	TOTAL			
	Incr/(Decr):		(816)	

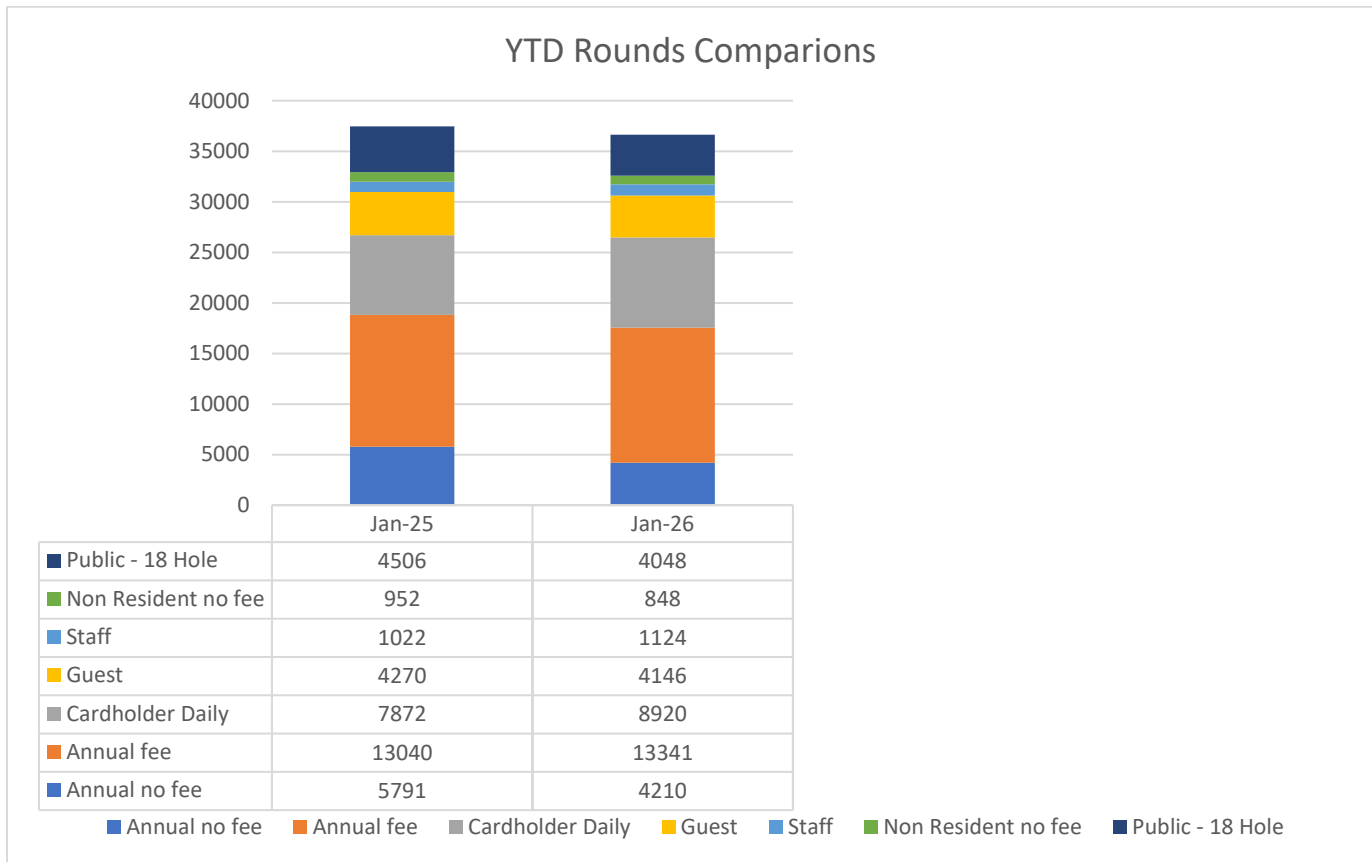
### Summary

January rounds totaled 36,637 compared to 37,453 in 2025 which is 816 rounds fewer than previous year. Although Public Rounds are down the revenue is up versus budget and previous year.

#### Largest Variances YOY

Annual No Fee	(1581	-27%)
Card Holder	1048	+13.3%
Public Play	(480	-10.2%)

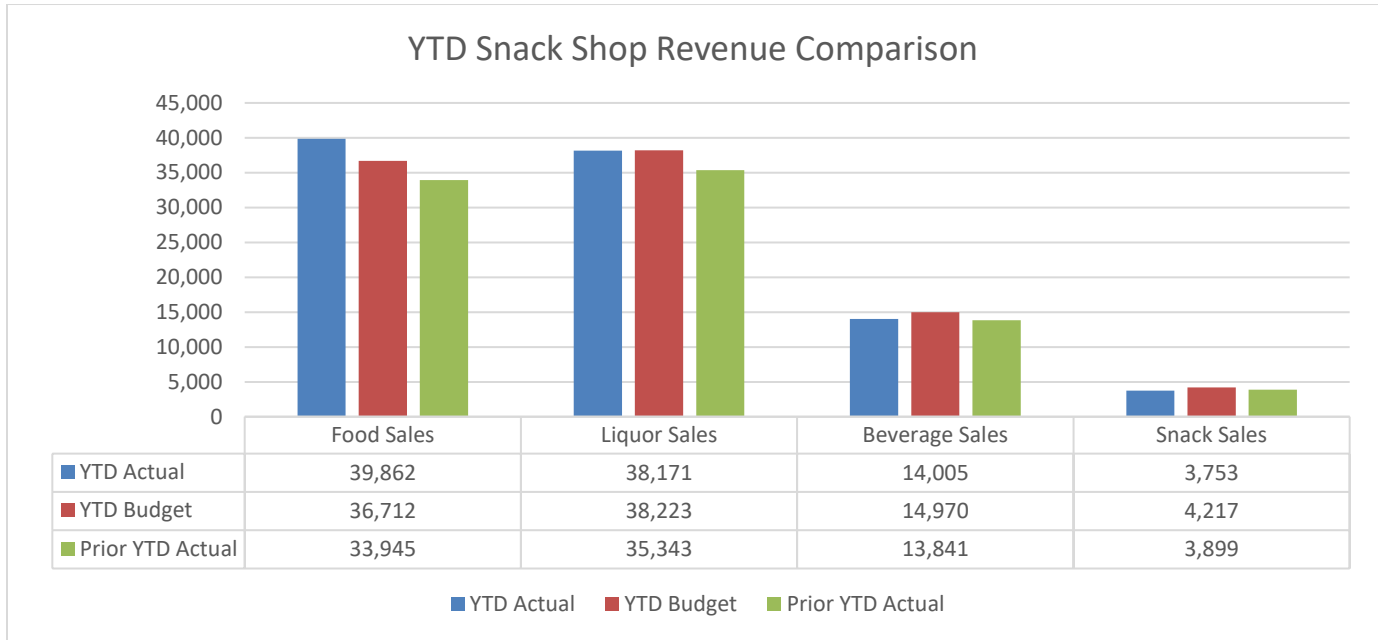
# RCSC Management Report: February 19, 2026



## Superintendent Update - (Chuck Hyppa)

In the last month we have seen a nice warm up in weather which has provided a boost in our Winter overseeded Rye. Across the board we are seeing our clipping yield increase which is a pleasant surprise for January and early February. This warmup has allowed us the opportunity to be lightly topdressing our putting surfaces to help alleviate the pressure from ball marks and compaction. This has also been a big benefit to our soil temps. We are seeing soil temps stay in the high 50's and we are already beginning to see slight green up in some dormant Bermuda. All courses are maintaining their bi-weekly fertilizer applications, and we have been able to keep our mowing heights down to help keep green speeds accommodating for all. As we move into late February, we will begin solid tining our putting surfaces, followed by rolling. This is simply to reduce compaction and keep oxygen, water, and nutrients available in the root zone. This will not impact day of play. This will be done early in the morning, and we will be done by early March. When soil temps hit 60 degrees in the morning, we will begin solid tining our high traffic areas in our fairways along with our green banks. Granular fertilizer applications will be made to these high traffic areas after the aerifying to promote growth and early green up of Bermuda. We appreciate your continued support of Golf Course maintenance in RCSC.

January 2026 Grills Update



**Summary:**

Overall sales for January \$95,791 exceeded budget \$94,122 by a small but welcomed increase. We also improved YOY with an increase of \$8,763. We have been working with consultants throughout the month of January to help improve our Standard Operating Procedures. New menu items have also been developed especially in the “sharable items” category. Look for several new options to be added in the future.

**January Variances**

Category	2026 Actual	2026 Budget	Variance
Liquor Sales	\$38,171	\$38,223	(\$52)
Beverage/ Coffee Sales	\$14,005	\$14,970	(\$965)
Food Sales	\$39,862	\$36,712	\$3,150
Snack Sales	\$3,753	\$4,217	(\$464)

### INFORMATION TECHNOLOGY:

#### **Summary:**

January marked a strong operational start to the year with continued focus on system stability, infrastructure improvements, and service delivery efficiency. Overall performance metrics indicate improved responsiveness, high system uptime, and steady progress on strategic technology initiatives.

Key themes for the month:

- Strong network reliability and system uptime
- Continued progress and improvement with TEG's portal
- Continued progress and improvement for RCSC website
- Continued progress on implementing new VOIP solution
- Continued progress on Access Control planning

#### **January 2026 Highlights:**

- **Network Uptime:** 99.99%
- **Zero major outages** across all centers
- Successful TEG Demo showcasing new features in the upcoming release
- Completed IT Training for managing CA3000 and Avigilon Access Control was successful.
- Created a streamlined process in support of Access Control requests
- Began pushing "How-To" folders for FA stations
- 5 DHU units at Sundial have been reconnected to the network
- Started Disaster Recovery File Level Backup for TEG going to Rapidscale Server

#### **Help Desk Ticket Summary:**

**Tickets increased by approximately by 47.83% primarily due to TEG issues and Access Control requests.**

**Ticket Report Date: 01/01/2026 to 01/31/2026**

**Tickets created during period: 166**

**Of them closed: 154**

**Still open: 12**

**Tickets that were reopened: 15**